

所有簽證種類的申請文件將由簽證中心掃描以電子檔方式傳輸至英國簽證移民署(UKVI)。

接受僅提交影本文件，但影本文件必須非常清楚且清晰。

為防止送件程序延誤，請務必詳閱及參照以下說明：

- 所有文件必須為A4 尺寸，且為一般白色影印紙，不得使用廢紙。
- 所有大於或小於A4 尺寸的文件，皆須影印成A4規格，包括舊護照的每一頁(欲提供舊護照者)。
- 所有文件不得使用訂書針，迴紋針或是圖釘裝訂。
- 撕裂、起皺或有摺痕的文件無法掃描，必須重新影印成A4規格。
- 文件不可護貝。

您必須按照下面列出的類別對您希望提交的文件進行排序和分隔。然後，必須從VFS Global網站下載每個類別的分頁條碼，並將其放在每組文件的頂部。您可以在分頁條碼上找到每個文件的所屬類別。

此程序必須在到達簽證中心櫃台提交文件之前完成。

您有責任確保提交的文件符合上述所有規定。反之可能會導致您無法在簽證中心順利送件。



POASP

This barcode separator needs to be submitted with :



Sponsor passport copy

Instructions to applicants :

- ✓ *It is your responsibility to separate out your documents and place the relevant barcode separator on top of each pile of documents.*
 - ✓ *This has to be done before you reach the application submission counter.*
 - ✓ *Photocopies can be submitted, but they must be clear and legible.*
 - ✓ *All documents should be A4 size.*
 - ✓ *Any documents which are smaller or larger than A4 must be photocopied onto A4 sized paper. This includes previous passports and photographs.*
 - ✓ *All documents must be free from any clips/ pins before they are submitted.*
 - ✓ *Torn, crumpled or heavily creased documents cannot be accepted. Therefore they must be photocopied onto A4 sized paper before they are submitted.*
-



This barcode separator needs to be submitted with :



Sponsorship letter


=====

Instructions to applicants :

- ✓ *It is your responsibility to separate out your documents and place the relevant barcode separator on top of each pile of documents.*
 - ✓ *This has to be done before you reach the application submission counter.*
 - ✓ *Photocopies can be submitted, but they must be clear and legible.*
 - ✓ *All documents should be A4 size.*
 - ✓ *Any documents which are smaller or larger than A4 must be photocopied onto A4 sized paper. This includes previous passports and photographs.*
 - ✓ *All documents must be free from any clips/ pins before they are submitted.*
 - ✓ *Torn, crumpled or heavily creased documents cannot be accepted. Therefore they must be photocopied onto A4 sized paper before they are submitted.*
- =====



UK Visas
& Immigration



POST



VFS.GLOBAL
EST. 2001



VFS.GLOBAL
EST. 2001


This barcode separator needs to be submitted with other documents:



Any additional documents

Instructions to applicants :

- ✓ ***It is your responsibility to separate out your documents and place the relevant barcode separator on top of each pile of documents.***
 - ✓ ***This has to be done before you reach the application submission counter.***
 - ✓ ***Photocopies can be submitted, but they must be clear and legible.***
 - ✓ ***All documents should be A4 size.***
 - ✓ ***Any documents which are smaller or larger than A4 must be photocopied onto A4 sized paper. This includes previous passports and photographs.***
 - ✓ ***All documents must be free from any clips/ pins before they are submitted.***
 - ✓ ***Torn, crumpled or heavily creased documents cannot be accepted. Therefore they must be photocopied onto A4 sized paper before they are submitted.***
-



POACL




This barcode separator needs to be submitted with:



Child Consent Letter

Instructions to applicants :

- ✓ ***It is your responsibility to separate out your documents and place the relevant barcode separator on top of each pile of documents.***
 - ✓ ***This has to be done before you reach the application submission counter.***
 - ✓ ***Photocopies can be submitted, but they must be clear and legible.***
 - ✓ ***All documents should be A4 size.***
 - ✓ ***Any documents which are smaller or larger than A4 must be photocopied onto A4 sized paper. This includes previous passports and photographs.***
 - ✓ ***All documents must be free from any clips/ pins before they are submitted.***
 - ✓ ***Torn, crumpled or heavily creased documents cannot be accepted. Therefore they must be photocopied onto A4 sized paper before they are submitted.***
-



F INOTH

This barcode separator needs to be submitted with:

- **Salary Slips.**
- **Fix Deposits.**
- **Salary Certificate.**

Instructions to applicants :

- ✓ *It is your responsibility to separate out your documents and place the relevant barcode separator on top of each pile of documents.*
 - ✓ *This has to be done before you reach the application submission counter.*
 - ✓ *Photocopies can be submitted, but they must be clear and legible.*
 - ✓ *All documents should be A4 size.*
 - ✓ *Any documents which are smaller or larger than A4 must be photocopied onto A4 sized paper. This includes previous passports and photographs.*
 - ✓ *All documents must be free from any clips/ pins before they are submitted.*
 - ✓ *Torn, crumpled or heavily creased documents cannot be accepted. Therefore they must be photocopied onto A4 sized paper before they are submitted.*
-



This barcode separator needs to be submitted with:




Bank Statements

Instructions to applicants :

- ✓ ***It is your responsibility to separate out your documents and place the relevant barcode separator on top of each pile of documents.***
 - ✓ ***This has to be done before you reach the application submission counter.***
 - ✓ ***Photocopies can be submitted, but they must be clear and legible.***
 - ✓ ***All documents should be A4 size.***
 - ✓ ***Any documents which are smaller or larger than A4 must be photocopied onto A4 sized paper. This includes previous passports and photographs.***
 - ✓ ***All documents must be free from any clips/ pins before they are submitted.***
 - ✓ ***Torn, crumpled or heavily creased documents cannot be accepted. Therefore they must be photocopied onto A4 sized paper before they are submitted.***
-



UK Visas
& Immigration



EMPSE



VFS.GLOBAL
EST. 2001

This barcode separator needs to be submitted with :



Educational certificates

Instructions to applicants :

- ✓ ***It is your responsibility to separate out your documents and place the relevant barcode separator on top of each pile of documents.***
 - ✓ ***This has to be done before you reach the application submission counter.***
 - ✓ ***Photocopies can be submitted, but they must be clear and legible.***
 - ✓ ***All documents should be A4 size.***
 - ✓ ***Any documents which are smaller or larger than A4 must be photocopied onto A4 sized paper. This includes previous passports and photographs.***
 - ✓ ***All documents must be free from any clips/ pins before they are submitted.***
 - ✓ ***Torn, crumpled or heavily creased documents cannot be accepted. Therefore they must be photocopied onto A4 sized paper before they are submitted.***
-



UK Visas
& Immigration



EMPEE



VFS.GLOBAL
EST. 2001


This barcode separator needs to be submitted with :



Employment Letter

Instructions to applicants :

- ✓ ***It is your responsibility to separate out your documents and place the relevant barcode separator on top of each pile of documents.***
 - ✓ ***This has to be done before you reach the application submission counter.***
 - ✓ ***Photocopies can be submitted, but they must be clear and legible.***
 - ✓ ***All documents should be A4 size.***
 - ✓ ***Any documents which are smaller or larger than A4 must be photocopied onto A4 sized paper. This includes previous passports and photographs.***
 - ✓ ***All documents must be free from any clips/ pins before they are submitted.***
 - ✓ ***Torn, crumpled or heavily creased documents cannot be accepted. Therefore they must be photocopied onto A4 sized paper before they are submitted.***
-



POAQT

This barcode separator needs to be submitted with other documents:



Any additional documents

**(University offer letter / Invitation Letter / Previous visas /
Flight booking / Medical Appointment Letter / Medical Letter
/ Visa Letter)**

=====

Instructions to applicants :

- ✓ ***It is your responsibility to separate out your documents and place the relevant barcode separator on top of each pile of documents.***
 - ✓ ***This has to be done before you reach the application submission counter.***
 - ✓ ***Photocopies can be submitted, but they must be clear and legible.***
 - ✓ ***All documents should be A4 size.***
 - ✓ ***Any documents which are smaller or larger than A4 must be photocopied onto A4 sized paper. This includes previous passports and photographs.***
 - ✓ ***All documents must be free from any clips/ pins before they are submitted.***
 - ✓ ***Torn, crumpled or heavily creased documents cannot be accepted. Therefore they must be photocopied onto A4 sized paper before they are submitted.***
- =====



APPENDIX

This barcode separator needs to be submitted with :



Appendix II

Instructions to applicants :

- ✓ ***It is your responsibility to separate out your documents and place the relevant barcode separator on top of each pile of documents.***
 - ✓ ***This has to be done before you reach the application submission counter.***
 - ✓ ***Photocopies can be submitted, but they must be clear and legible.***
 - ✓ ***All documents should be A4 size.***
 - ✓ ***Any documents which are smaller or larger than A4 must be photocopied onto A4 sized paper. This includes previous passports and photographs.***
 - ✓ ***All documents must be free from any clips/ pins before they are submitted.***
 - ✓ ***Torn, crumpled or heavily creased documents cannot be accepted. Therefore they must be photocopied onto A4 sized paper before they are submitted.***
-




This barcode separator needs to be submitted with:



TB Certificate

Instructions to applicants :

- ✓ *It is your responsibility to separate out your documents and place the relevant barcode separator on top of each pile of documents.*
 - ✓ *This has to be done before you reach the application submission counter.*
 - ✓ *Photocopies can be submitted, but they must be clear and legible.*
 - ✓ *All documents should be A4 size.*
 - ✓ *Any documents which are smaller or larger than A4 must be photocopied onto A4 sized paper. This includes previous passports and photographs.*
 - ✓ *All documents must be free from any clips/ pins before they are submitted.*
 - ✓ *Torn, crumpled or heavily creased documents cannot be accepted. Therefore they must be photocopied onto A4 sized paper before they are submitted.*
-



ADIFPC




This barcode separator needs to be submitted with:



Police Certificate

Instructions to applicants :

- ✓ ***It is your responsibility to separate out your documents and place the relevant barcode separator on top of each pile of documents.***
 - ✓ ***This has to be done before you reach the application submission counter.***
 - ✓ ***Photocopies can be submitted, but they must be clear and legible.***
 - ✓ ***All documents should be A4 size.***
 - ✓ ***Any documents which are smaller or larger than A4 must be photocopied onto A4 sized paper. This includes previous passports and photographs.***
 - ✓ ***All documents must be free from any clips/ pins before they are submitted.***
 - ✓ ***Torn, crumpled or heavily creased documents cannot be accepted. Therefore they must be photocopied onto A4 sized paper before they are submitted.***
-



ADIFMC




This barcode separator needs to be submitted with:



Marriage Certificate

Instructions to applicants :

- ✓ ***It is your responsibility to separate out your documents and place the relevant barcode separator on top of each pile of documents.***
 - ✓ ***This has to be done before you reach the application submission counter.***
 - ✓ ***Photocopies can be submitted, but they must be clear and legible.***
 - ✓ ***All documents should be A4 size.***
 - ✓ ***Any documents which are smaller or larger than A4 must be photocopied onto A4 sized paper. This includes previous passports and photographs.***
 - ✓ ***All documents must be free from any clips/ pins before they are submitted.***
 - ✓ ***Torn, crumpled or heavily creased documents cannot be accepted. Therefore they must be photocopied onto A4 sized paper before they are submitted.***
-



ADIFEV


This barcode separator needs to be submitted with:



English Language Evidence

Instructions to applicants :

- ✓ ***It is your responsibility to separate out your documents and place the relevant barcode separator on top of each pile of documents.***
 - ✓ ***This has to be done before you reach the application submission counter.***
 - ✓ ***Photocopies can be submitted, but they must be clear and legible.***
 - ✓ ***All documents should be A4 size.***
 - ✓ ***Any documents which are smaller or larger than A4 must be photocopied onto A4 sized paper. This includes previous passports and photographs.***
 - ✓ ***All documents must be free from any clips/ pins before they are submitted.***
 - ✓ ***Torn, crumpled or heavily creased documents cannot be accepted. Therefore they must be photocopied onto A4 sized paper before they are submitted.***
-



ADIFDC




This barcode separator needs to be submitted with:



Death certificate

Instructions to applicants :

- ✓ *It is your responsibility to separate out your documents and place the relevant barcode separator on top of each pile of documents.*
 - ✓ *This has to be done before you reach the application submission counter.*
 - ✓ *Photocopies can be submitted, but they must be clear and legible.*
 - ✓ *All documents should be A4 size.*
 - ✓ *Any documents which are smaller or larger than A4 must be photocopied onto A4 sized paper. This includes previous passports and photographs.*
 - ✓ *All documents must be free from any clips/ pins before they are submitted.*
 - ✓ *Torn, crumpled or heavily creased documents cannot be accepted. Therefore they must be photocopied onto A4 sized paper before they are submitted.*
-



ADIFBC


This barcode separator needs to be submitted with:



Birth certificate

Instructions to applicants :

- ✓ *It is your responsibility to separate out your documents and place the relevant barcode separator on top of each pile of documents.*
 - ✓ *This has to be done before you reach the application submission counter.*
 - ✓ *Photocopies can be submitted, but they must be clear and legible.*
 - ✓ *All documents should be A4 size.*
 - ✓ *Any documents which are smaller or larger than A4 must be photocopied onto A4 sized paper. This includes previous passports and photographs.*
 - ✓ *All documents must be free from any clips/ pins before they are submitted.*
 - ✓ *Torn, crumpled or heavily creased documents cannot be accepted. Therefore they must be photocopied onto A4 sized paper before they are submitted.*
-




ACCTP

This barcode separator needs to be submitted with:

- **Hotel Booking.**
- **Temporary Apartment booking.**

Instructions to applicants :

- ✓ *It is your responsibility to separate out your documents and place the relevant barcode separator on top of each pile of documents.*
 - ✓ *This has to be done before you reach the application submission counter.*
 - ✓ *Photocopies can be submitted, but they must be clear and legible.*
 - ✓ *All documents should be A4 size.*
 - ✓ *Any documents which are smaller or larger than A4 must be photocopied onto A4 sized paper. This includes previous passports and photographs.*
 - ✓ *All documents must be free from any clips/ pins before they are submitted.*
 - ✓ *Torn, crumpled or heavily creased documents cannot be accepted. Therefore they must be photocopied onto A4 sized paper before they are submitted.*
-



ACCPT



This barcode separator needs to be submitted with:

- **Tenancy Agreement.**
- **Land Registration.**

Instructions to applicants :

- ✓ *It is your responsibility to separate out your documents and place the relevant barcode separator on top of each pile of documents.*
 - ✓ *This has to be done before you reach the application submission counter.*
 - ✓ *Photocopies can be submitted, but they must be clear and legible.*
 - ✓ *All documents should be A4 size.*
 - ✓ *Any documents which are smaller or larger than A4 must be photocopied onto A4 sized paper. This includes previous passports and photographs.*
 - ✓ *All documents must be free from any clips/ pins before they are submitted.*
 - ✓ *Torn, crumpled or heavily creased documents cannot be accepted. Therefore they must be photocopied onto A4 sized paper before they are submitted.*
-